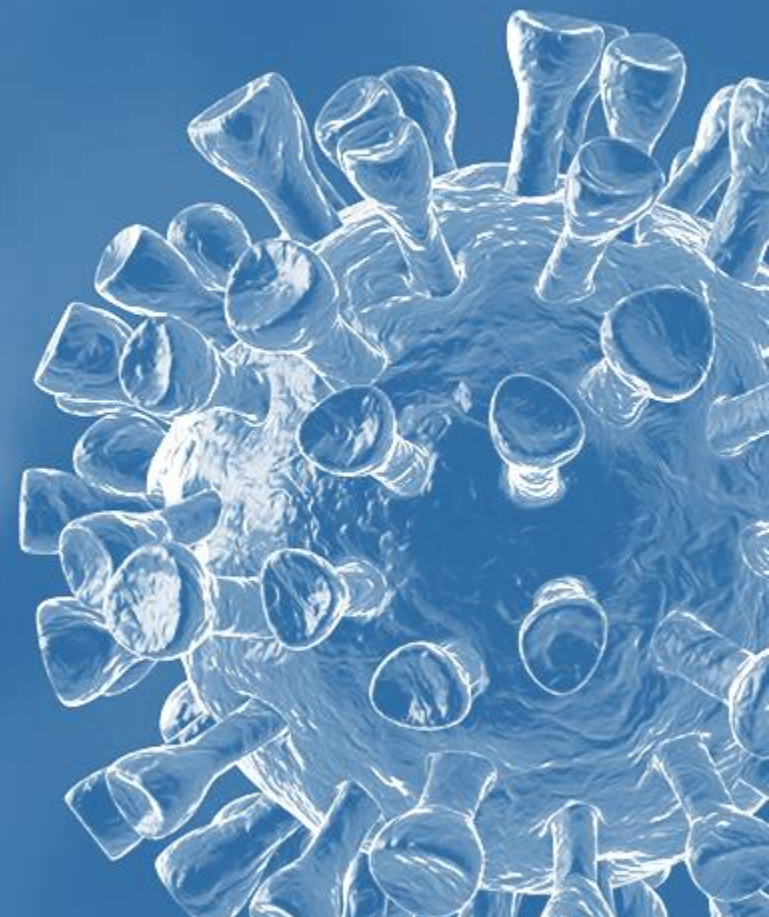




COVID-19 CLINICAL TRIALS WORLDWIDE

As of July 2nd, 2020



REPORT BY:



CLINICAL TRIAL DATA BY:




ClinicalTrials.gov

Notes:

- All clinical trial data is taken directly from clinicaltrials.gov, a site managed by the National Institute of Health
- Each data point is hyperlinked directly to its Clinical Trial on [Clinicaltrials.gov](https://clinicaltrials.gov)
- Active Clinical Trials listed are those with the following parameters:
 - Listed as not yet recruiting
 - Recruiting
 - Enrolled by invitation
 - Active – not recruiting
- Total Clinical Trials listed as active worldwide may be different when adding up Clinical Trials by country, by sponsors/collaborators or by drug interventions. This is due to the fact that some trials are conducted across multiple countries and may involve multiple sponsors and or drug interventions.

COVID-19 CLINICAL TRIALS WORLDWIDE

2182



Note: Although there are 2182 Clinical Trials listed as active worldwide as of July 2nd, 2020, those totals are different when adding up Clinical Trials by country. This is due to the fact that some trials are active in multiple countries.

COVID-19 CORONAVIRUS CLINICAL TRIALS FROM AROUND THE WORLD

Trials by Top 30 Countries

| Country | | # of Trials |
|--|--------------------------------|-------------|
|  | United States | 468 |
|  | France | 324 |
|  | Spain | 113 |
|  | Italy | 110 |
|  | United Kingdom | 102 |
|  | China | 84 |
|  | Germany | 71 |
|  | Canada | 70 |
|  | Egypt | 60 |
|  | Turkey | 44 |

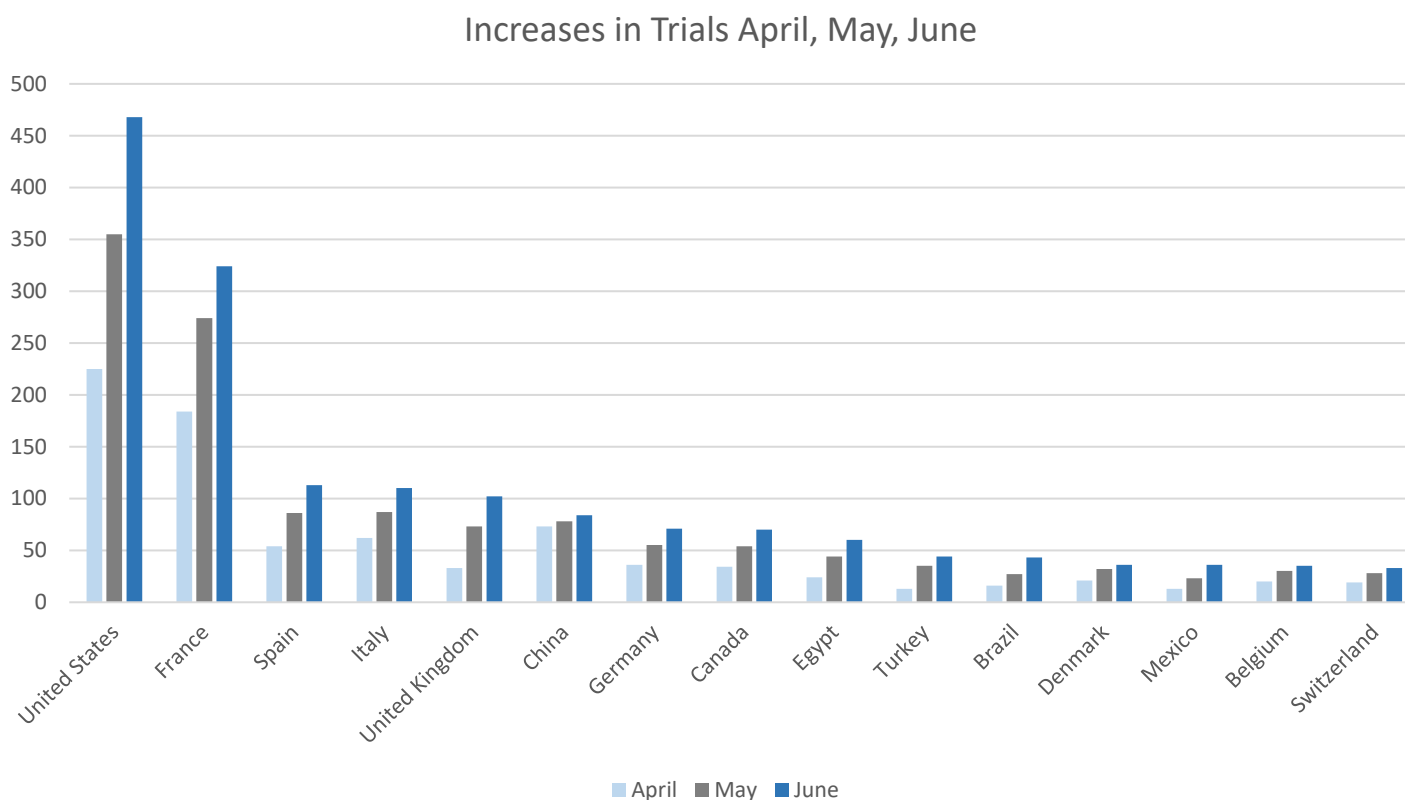
| Country | | # of Trials |
|--|------------------------------------|-------------|
|  | Brazil | 43 |
|  | Denmark | 36 |
|  | Mexico | 36 |
|  | Belgium | 35 |
|  | Switzerland | 33 |
|  | Russian Federation | 28 |
|  | Sweden | 26 |
|  | Austria | 19 |
|  | Argentina | 18 |
|  | Israel | 17 |

| Country | | # of Trials |
|---|---|-------------|
|  | Netherlands | 17 |
|  | Hong Kong | 15 |
|  | Iran, Islamic Republic of | 15 |
|  | Australia | 14 |
|  | India | 14 |
|  | Colombia | 13 |
|  | Greece | 13 |
|  | Singapore | 13 |
|  | Norway | 12 |
|  | Poland | 12 |

Note: Although there are 2182 Clinical Trials listed as active worldwide as of July 2nd, 2020, those totals are different when adding up Clinical Trials by country. This is due to the fact that some trials are active in multiple countries.

COVID-19 CORONAVIRUS CLINICAL TRIALS FROM AROUND THE WORLD

Increase in Trials, April, May, June 2020



| | Country | # of Trials | | | % increase from May |
|--|--------------------------------|-------------|-----|------|---------------------|
| | | April | May | June | |
| | United States | 225 | 355 | 468 | 31.83% |
| | France | 184 | 274 | 324 | 18.25% |
| | Spain | 54 | 86 | 113 | 31.40% |
| | Italy | 62 | 87 | 110 | 26.44% |
| | United Kingdom | 33 | 73 | 102 | 39.73% |
| | China | 73 | 78 | 84 | 7.69% |
| | Germany | 36 | 55 | 71 | 29.09% |
| | Canada | 34 | 54 | 70 | 29.63% |
| | Egypt | 24 | 44 | 60 | 36.36% |
| | Turkey | 13 | 35 | 44 | 25.71% |
| | Brazil | 16 | 27 | 43 | 59.26% |
| | Denmark | 21 | 32 | 36 | 12.50% |
| | Mexico | 13 | 23 | 36 | 56.52% |
| | Belgium | 20 | 30 | 35 | 16.67% |
| | Switzerland | 19 | 28 | 33 | 17.86% |



COVID-19 CORONAVIRUS CLINICAL TRIALS FROM AROUND THE WORLD

Top 20 Pharma Sponsors/Collaborators

| Sponsor/Collaborator | # of Trials |
|---|-------------|
| Novartis | 8 |
| Hamad Medical | 7 |
| Azidus Brasil | 6 |
| Institut Pasteur | 6 |
| Gilead Sciences | 5 |
| Hoffmann-La Roche | 5 |
| Novartis Pharmaceuticals | 5 |
| Pfizer | 5 |
| Regeneron Pharmaceuticals | 5 |
| Eli Lilly and Company | 4 |

| Sponsor/Collaborator | # of Trials |
|--|-------------|
| Farmoquimica S.A. | 4 |
| Revimmune | 4 |
| Roche Pharma AG | 4 |
| Sanofi | 4 |
| AbbVie | 3 |
| Ansun Biopharma, Inc. | 3 |
| Apices Soluciones S.L. | 3 |
| AstraZeneca | 3 |
| Cadila Pharmaceuticals | 3 |
| CanSino Biologics Inc. | 3 |

Note: Although there are 2182 Clinical Trials listed as active worldwide as of July 2nd, 2020, those totals are different when adding up Clinical Trials by sponsors/collaborators. This is due to the fact that some sponsors/collaborators are involved in multiple trials and there can be multiple sponsors/collaborators per trial.



COVID-19 CORONAVIRUS CLINICAL TRIALS FROM AROUND THE WORLD

Top 20 University Sponsors/Collaborators

| Sponsor/Collaborator | # of Trials |
|--|-------------|
| Johns Hopkins University | 17 |
| Assiut University | 15 |
| Duke University | 15 |
| Stanford University | 15 |
| Cairo University | 14 |
| Columbia University | 14 |
| Tanta University | 13 |
| University of Oslo | 13 |
| University of Zurich | 13 |
| Ain Shams University | 12 |

| Sponsor/Collaborator | # of Trials |
|--|-------------|
| University College, London | 11 |
| University of Oxford | 11 |
| Imperial College London | 10 |
| The University of Hong Kong | 9 |
| University of Milano Bicocca | 9 |
| University of Pennsylvania | 9 |
| Yale University | 9 |
| King's College London | 8 |
| Mansoura University | 8 |
| Shahid Beheshti University of Medical Sciences | 8 |

Note: Although there are 2182 Clinical Trials listed as active worldwide as of July 2nd, 2020, those totals are different when adding up Clinical Trials by sponsors/collaborators. This is due to the fact that some sponsors/collaborators are involved in multiple trials and there can be multiple sponsors/collaborators per trial.



COVID-19 CORONAVIRUS CLINICAL TRIALS FROM AROUND THE WORLD

Top 20 Hospital, Health, Research Sponsors/Collaborators

| Sponsor/Collaborator | # of Trials |
|--|-------------|
| Assistance Publique - Hôpitaux de Paris | 52 |
| University Hospital, Montpellier | 26 |
| University Hospital, Strasbourg, France | 23 |
| University Hospital, Lille | 18 |
| Hospices Civils de Lyon | 17 |
| Centre Hospitalier Universitaire de Nice | 15 |
| University Health Network, Toronto | 15 |
| Tongji Hospital | 14 |
| University Hospital, Toulouse | 14 |
| Central Hospital, Nancy, France | 12 |

| Sponsor/Collaborator | # of Trials |
|---|-------------|
| Massachusetts General Hospital | 12 |
| University Hospital Tuebingen | 11 |
| Assistance Publique Hopitaux De Marseille | 10 |
| Cambridge University Hospitals NHS Foundation Trust | 10 |
| Lawson Health Research Institute | 10 |
| Bill and Melinda Gates Foundation | 9 |
| Centre Hospitalier Intercommunal Creteil | 9 |
| Hospital Clinic of Barcelona | 9 |
| Karolinska Institutet | 9 |
| Max Healthcare Insitute Limited | 9 |

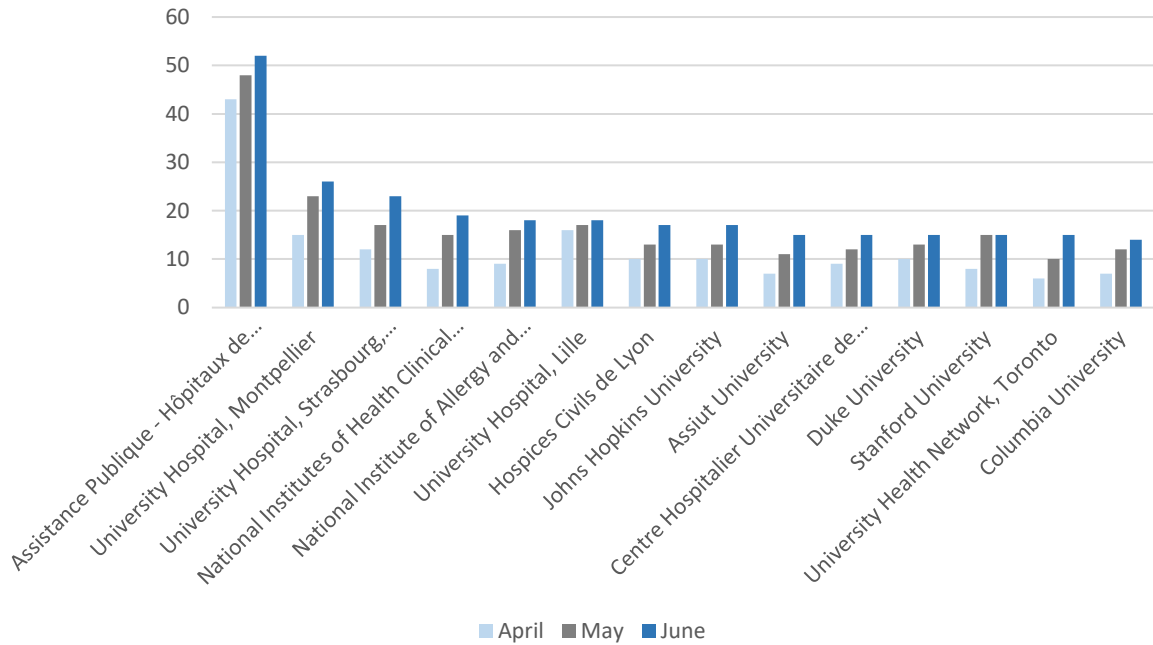
Note: Although there are 2182 Clinical Trials listed as active worldwide as of July 2nd, 2020, those totals are different when adding up Clinical Trials by sponsors/collaborators. This is due to the fact that some sponsors/collaborators are involved in multiple trials and there can be multiple sponsors/collaborators per trial.



COVID-19 CORONAVIRUS CLINICAL TRIALS FROM AROUND THE WORLD

Increase in Trials April, May, June: Hospital, Health, University Sponsors/Collaborators

Increase in Trials by Sponsor/Collaborator



| Sponsor/Collaborator | # of Trials | | | % increase from May |
|---|-------------|-----|------|---------------------|
| | April | May | June | |
| Assistance Publique - Hôpitaux de Paris | 43 | 48 | 52 | 8.33% |
| University Hospital, Montpellier | 15 | 23 | 26 | 13.04% |
| University Hospital, Strasbourg, France | 12 | 17 | 23 | 35.29% |
| National Institutes of Health Clinical Center | 8 | 15 | 19 | 26.67% |
| National Institute of Allergy and Infectious Diseases (NIAID) | 9 | 16 | 18 | 12.50% |
| University Hospital, Lille | 16 | 17 | 18 | 5.88% |
| Hospices Civils de Lyon | 10 | 13 | 17 | 30.77% |
| Johns Hopkins University | 10 | 13 | 17 | 30.77% |
| Assiut University | 7 | 11 | 15 | 36.36% |
| Centre Hospitalier Universitaire de Nice | 9 | 12 | 15 | 25.00% |
| Duke University | 10 | 13 | 15 | 15.38% |
| Stanford University | 8 | 15 | 15 | 0.00% |
| University Health Network, Toronto | 6 | 10 | 15 | 50.00% |
| Columbia University | 7 | 12 | 14 | 16.67% |



COVID-19 CORONAVIRUS CLINICAL TRIALS FROM AROUND THE WORLD

Top 20 Drug Interventions

| Drug Interventions | # of Trials |
|---------------------------------------|-------------|
| Anti-Infective Agents | 269 |
| Antirheumatic Agents | 220 |
| Antiparasitic Agents | 206 |
| Hydroxychloroquine | 185 |
| Antimalarials | 178 |
| Antiprotozoal Agents | 177 |
| Antibodies | 137 |
| Immunoglobulins | 137 |
| Antiviral Agents | 114 |
| Immunologic Factors | 91 |

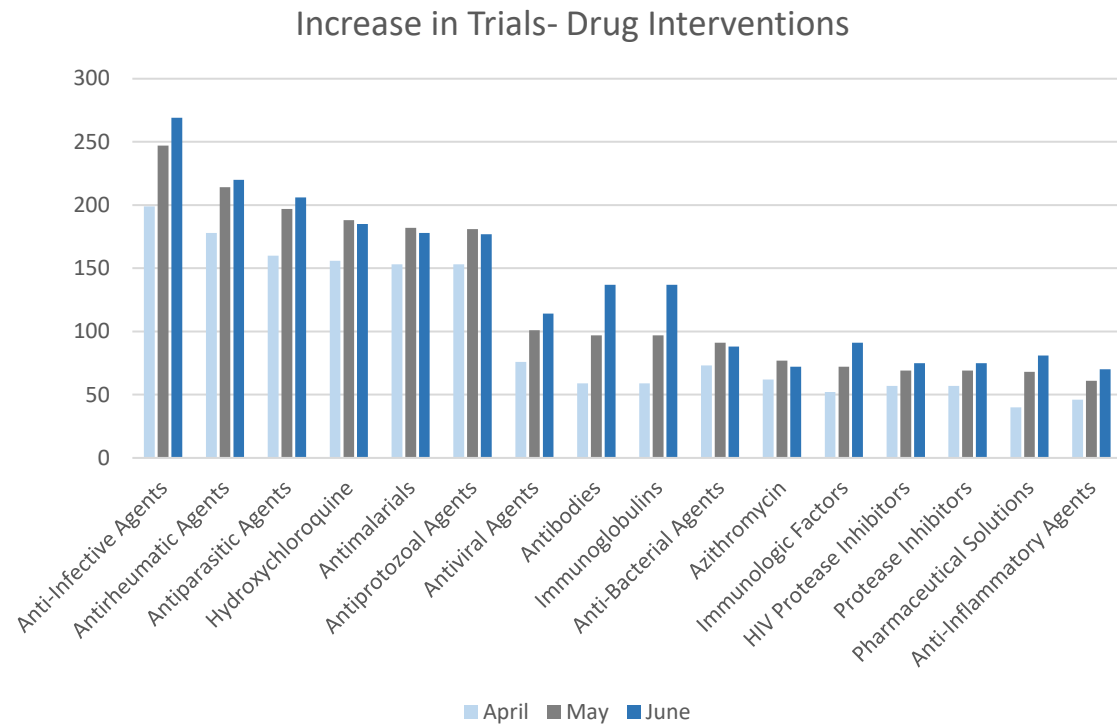
| Drug Interventions | # of Trials |
|--|-------------|
| Anti-Bacterial Agents | 88 |
| Pharmaceutical Solutions | 81 |
| HIV Protease Inhibitors | 75 |
| Protease Inhibitors | 75 |
| Azithromycin | 72 |
| Anti-Inflammatory Agents | 70 |
| Vaccines | 66 |
| Hormones | 60 |
| Ritonavir | 57 |
| Lopinavir | 56 |

Note: Although there are 2182 Clinical Trials listed as active worldwide as of July 2nd, 2020, those totals are different when adding up the Drug Interventions used within each Clinical Trial. This is due to the fact that there can be multiple drug interventions listed across multiple trials.



COVID-19 CORONAVIRUS CLINICAL TRIALS FROM AROUND THE WORLD

Increase in Trials April, May, June: Top Drug Interventions



| | # of Trials | | | % increase from May |
|--|-------------|-----|------|---------------------|
| | April | May | June | |
| Anti-Infective Agents | 199 | 247 | 269 | 8.91% |
| Antirheumatic Agents | 178 | 214 | 220 | 2.80% |
| Antiparasitic Agents | 160 | 197 | 206 | 4.57% |
| Hydroxychloroquine | 156 | 188 | 185 | -1.60% |
| Antimalarials | 153 | 182 | 178 | -2.20% |
| Antiprotozoal Agents | 153 | 181 | 177 | -2.21% |
| Antiviral Agents | 76 | 101 | 114 | 12.87% |
| Antibodies | 59 | 97 | 137 | 41.24% |
| Anti-Bacterial Agents | 73 | 91 | 88 | -3.30% |
| Azithromycin | 62 | 77 | 72 | -6.49% |
| Immunologic Factors | 52 | 72 | 91 | 26.39% |
| HIV Protease Inhibitors | 57 | 69 | 75 | 8.70% |
| Protease Inhibitors | 57 | 69 | 75 | 8.70% |
| Pharmaceutical Solutions | 40 | 68 | 81 | 19.12% |
| Anti-Inflammatory Agents | 46 | 61 | 70 | 14.75% |



COVID-19 CORONAVIRUS CLINICAL TRIALS FROM AROUND THE WORLD

As of June 1st, 2020



ClinicalTrials.gov is a Web-based resource that provides patients, their family members, health care professionals, researchers, and the public with easy access to information on publicly and privately supported clinical studies on a wide range of diseases and conditions. The Web site is maintained by the [National Library of Medicine](#) (NLM) at the [National Institutes of Health](#) (NIH). Information on ClinicalTrials.gov is provided and updated by the sponsor or principal investigator of the clinical study.

<https://clinicaltrials.gov/>



McDougall Scientific is a Clinical Research Organization with over 35 years of experience specializing in clinical statistical analysis services, top-tier data management, reporting and clinical trial design.

A highly reputed firm in multiple therapeutic areas and indications supporting clinical trials from Phase I to Phase IV. The high repeat and referral client rate is the best testimony to their proven, nimble approach.

www.mcdougallscientific.com



With over 20 years of consistent and successful results, SPharm has become one of the leading Drug Regulatory Advisory firms in Canada.

Drug companies from around the world count on SPharm to help them navigate the drug (and other health products) review & approval process.

www.spharm-inc.com