

# COVID-19 CLINICAL TRIALS WORLDWIDE

UPDATE: SEPTEMBER 1, 2020

REPORT BY:



CLINICAL TRIAL DATA BY:




ClinicalTrials.gov



## Notes:

- All clinical trial data is taken directly from [clinicaltrials.gov](https://clinicaltrials.gov), a site managed by the National Institute of Health
- Each data point is hyperlinked directly to its Clinical Trial on [Clinicaltrials.gov](https://clinicaltrials.gov)
- Active Clinical Trials listed are those with the following parameters:
  - Listed as not yet recruiting
  - Recruiting
  - Enrolled by invitation
  - Active – not recruiting
- Total Clinical Trials listed as active worldwide may be different when adding up Clinical Trials by country, by sponsors/collaborators or by drug interventions. This is due to the fact that some trials are conducted across multiple countries and may involve multiple sponsors and or drug interventions.

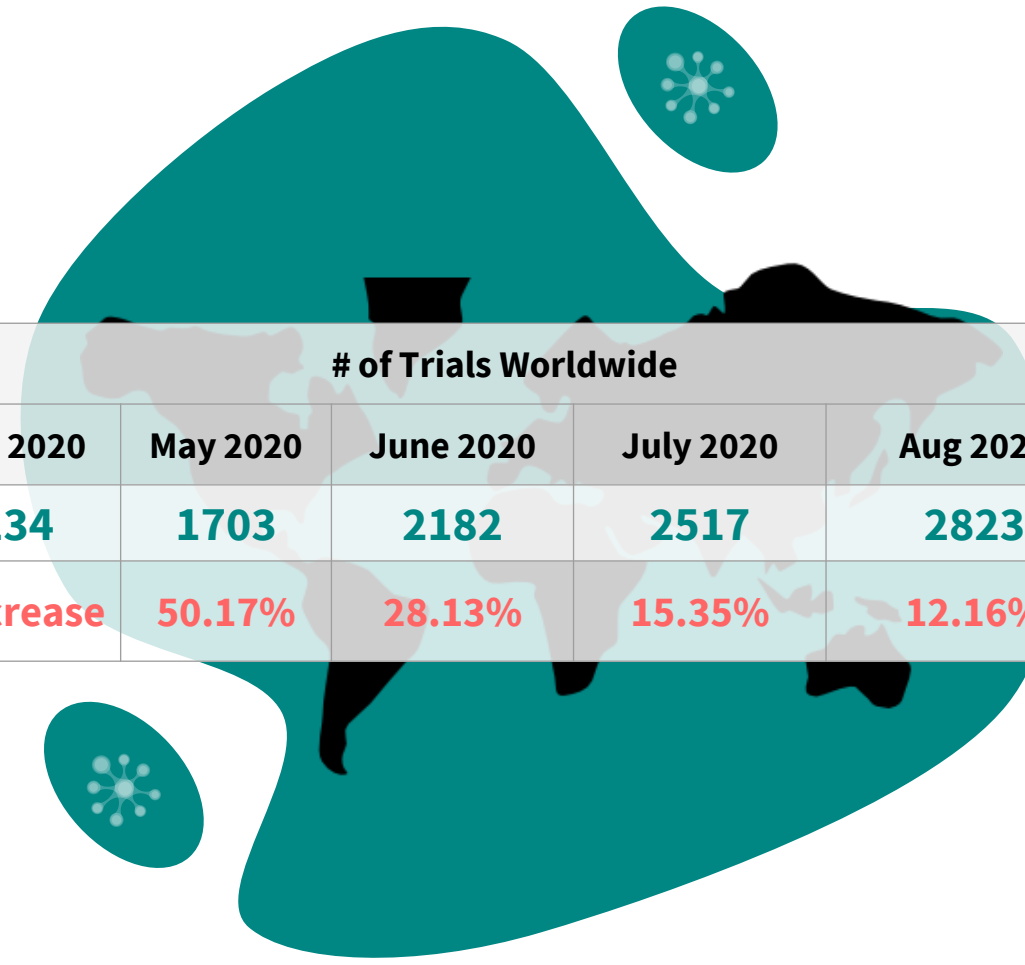


Covid virus Clinical Trials update



# Covid-19 Clinical Trials Worldwide

## NOTE

Although there are 2823 Clinical Trials listed as active worldwide as of September 1st, 2020, those totals are different when adding up Clinical Trials by country. This is due to the fact that some trials are active in multiple countries.













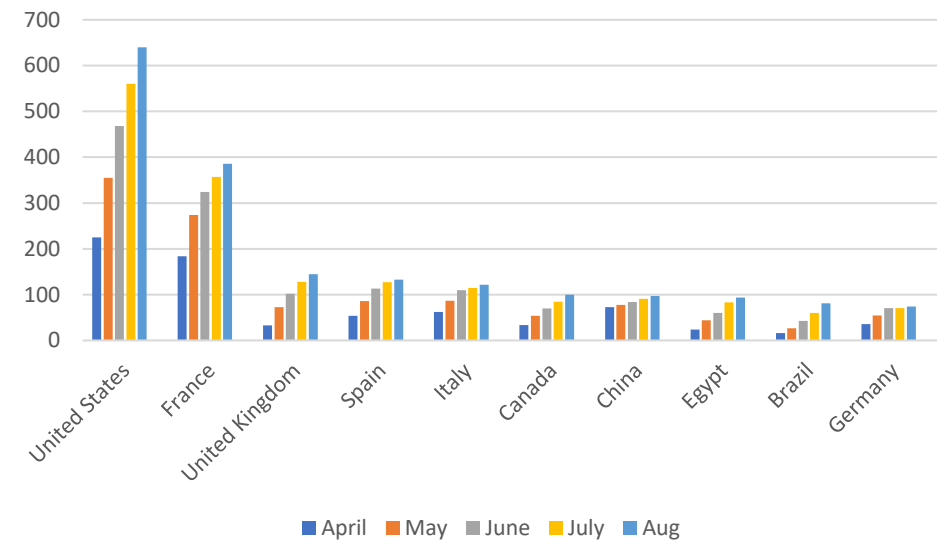
# of Trials Worldwide				
April 2020	May 2020	June 2020	July 2020	Aug 2020
1134	1703	2182	2517	2823
% increase	50.17%	28.13%	15.35%	12.16%




## Covid-19 Clinical Trials from around the world

# TRIALS BY TOP 10 COUNTRIES

	Country	April	May	June	July	Aug	% increase from July
	<a href="#">United States</a>	225	355	468	560	640	14.29%
	<a href="#">France</a>	184	274	324	357	386	8.12%
	<a href="#">United Kingdom</a>	33	73	102	128	145	13.28%
	<a href="#">Spain</a>	54	86	113	127	133	4.72%
	<a href="#">Italy</a>	62	87	110	115	122	6.09%
	<a href="#">Canada</a>	34	54	70	85	100	17.65%
	<a href="#">China</a>	73	78	84	91	97	6.59%
	<a href="#">Egypt</a>	24	44	60	83	94	13.25%
	<a href="#">Brazil</a>	16	27	43	60	81	35.00%
	<a href="#">Germany</a>	36	55	71	71	74	4.23%



Although there are 2823 Clinical Trials listed as active worldwide as of Sept 1st, 2020, those totals are different when adding up Clinical Trials by country. This is due to the fact that some trials are active in multiple countries.



## Covid-19 Clinical Trials from around the world


### TRIALS BY TOP 10 PHARMA SPONSORS/COLLABORATORS

Sponsor/Collaborator	# of Trials
<a href="#">Novartis</a>	10
<a href="#">Hamad Medical Corporation</a>	9
<a href="#">Institut Pasteur</a>	8
<a href="#">AstraZeneca</a>	7
<a href="#">Sanofi</a>	7
<a href="#">Azidus Brasil</a>	6
<a href="#">Eli Lilly and Company</a>	6
<a href="#">Novartis Pharmaceuticals</a>	6
<a href="#">Pfizer</a>	6
<a href="#">Regeneron Pharmaceuticals</a>	6

Although there are 2823 Clinical Trials listed as active worldwide as of Sept 1st, 2020, those totals are different when adding up Clinical Trials by sponsors/collaborators. This is due to the fact that some sponsors/collaborators are involved in multiple trials and there can be multiple sponsors/collaborators per trial.




## Covid-19 Clinical Trials from around the world



### TRIALS BY TOP 10 UNIVERSITY SPONSORS/COLLABORATORS

Sponsor/Collaborator	# of Trials
<a href="#">Assiut University</a>	29
<a href="#">Cairo University</a>	20
<a href="#">Columbia University</a>	19
<a href="#">Johns Hopkins University</a>	18
<a href="#">Stanford University</a>	18
<a href="#">Tanta University</a>	17
<a href="#">Duke University</a>	16
<a href="#">Ain Shams University</a>	15
<a href="#">University of Pennsylvania</a>	15
<a href="#">University of Oxford</a>	14

Although there are 2823 Clinical Trials listed as active worldwide as of Sept 1st, those totals are different when adding up Clinical Trials by sponsors/collaborators. This is due to the fact that some sponsors/collaborators are involved in multiple trials and there can be multiple sponsors/collaborators per trial.




## Covid-19 Clinical Trials from around the world

### TRIALS BY TOP 10 HEALTH, RESEARCH SPONSORS/COLLABORATORS

Sponsor/Collaborator	# of Trials
<a href="#">Assistance Publique - Hôpitaux de Paris</a>	61
<a href="#">University Hospital, Strasbourg, France</a>	29
<a href="#">National Institute of Allergy and Infectious Diseases (NIAID)</a>	24
<a href="#">Hospices Civils de Lyon</a>	23
<a href="#">University Hospital, Montpellier</a>	22
<a href="#">National Institutes of Health Clinical Center (CC)</a>	21
<a href="#">University Hospital, Lille</a>	20
<a href="#">University Hospital, Toulouse</a>	18
<a href="#">University Health Network, Toronto</a>	17
<a href="#">Centre Hospitalier Universitaire de Nice</a>	16

Although there are 2823 Clinical Trials listed as active worldwide as of Sept 1st, those totals are different when adding up Clinical Trials by sponsors/collaborators. This is due to the fact that some sponsors/collaborators are involved in multiple trials and there can be multiple sponsors/collaborators per trial.

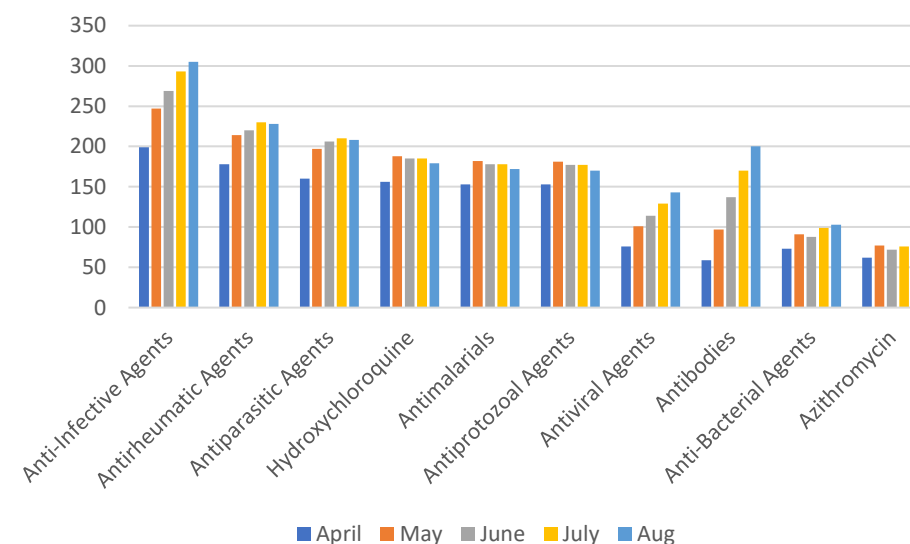




## Covid-19 Clinical Trials from around the world

### TRIALS BY TOP 10 DRUG INTERVENTIONS

	April	May	June	July	Aug	% Increase from July
<a href="#">Anti-Infective Agents</a>	199	247	269	293	305	4.10%
<a href="#">Antirheumatic Agents</a>	178	214	220	230	228	-0.87%
<a href="#">Antiparasitic Agents</a>	160	197	206	210	208	-0.95%
<a href="#">Hydroxychloroquine</a>	156	188	185	185	179	-3.24%
<a href="#">Antimalarials</a>	153	182	178	178	172	-3.37%
<a href="#">Antiprotozoal Agents</a>	153	181	177	177	170	-3.95%
<a href="#">Antiviral Agents</a>	76	101	114	129	143	10.85%
<a href="#">Antibodies</a>	59	97	137	170	200	17.65%
<a href="#">Anti-Bacterial Agents</a>	73	91	88	99	103	4.04%
<a href="#">Azithromycin</a>	62	77	72	76	75	-1.32%



Although there are 2823 Clinical Trials listed as active worldwide as of Sept 1st, 2020, those totals are different when adding up the Drug Interventions used within each Clinical Trial. This is due to the fact that there can be multiple drug interventions listed across multiple trials.





# COVID-19 CORONAVIRUS CLINICAL TRIALS FROM AROUND THE WORLD



ClinicalTrials.gov is a Web-based resource that provides patients, their family members, health care professionals, researchers, and the public with easy access to information on publicly and privately supported clinical studies on a wide range of diseases and conditions. The Web site is maintained by the [National Library of Medicine](#) (NLM) at the [National Institutes of Health](#) (NIH). Information on ClinicalTrials.gov is provided and updated by the sponsor or principal investigator of the clinical study.

<https://clinicaltrials.gov/>



McDougall Scientific is a Clinical Research Organization with over 35 years of experience specializing in clinical statistical analysis services, top-tier data management, reporting and clinical trial design.

A highly reputed firm in multiple therapeutic areas and indications supporting clinical trials from Phase I to Phase IV. The high repeat and referral client rate is the best testimony to their proven, nimble approach.

[www.mcdougallscientific.com](http://www.mcdougallscientific.com)



With over 20 years of consistent and successful results, SPHARM has become one of the leading Drug Regulatory Advisory firms in Canada.

Drug companies from around the world count on SPHARM to help them navigate the drug (and other health products) review & approval process.

[www.spharm-inc.com](http://www.spharm-inc.com)