



# COVID-19 CLINICAL TRIALS WORLDWIDE

SEPTEMBER NUMBERS

REPORT BY:



CLINICAL TRIAL DATA BY:



ClinicalTrials.gov



## Notes:

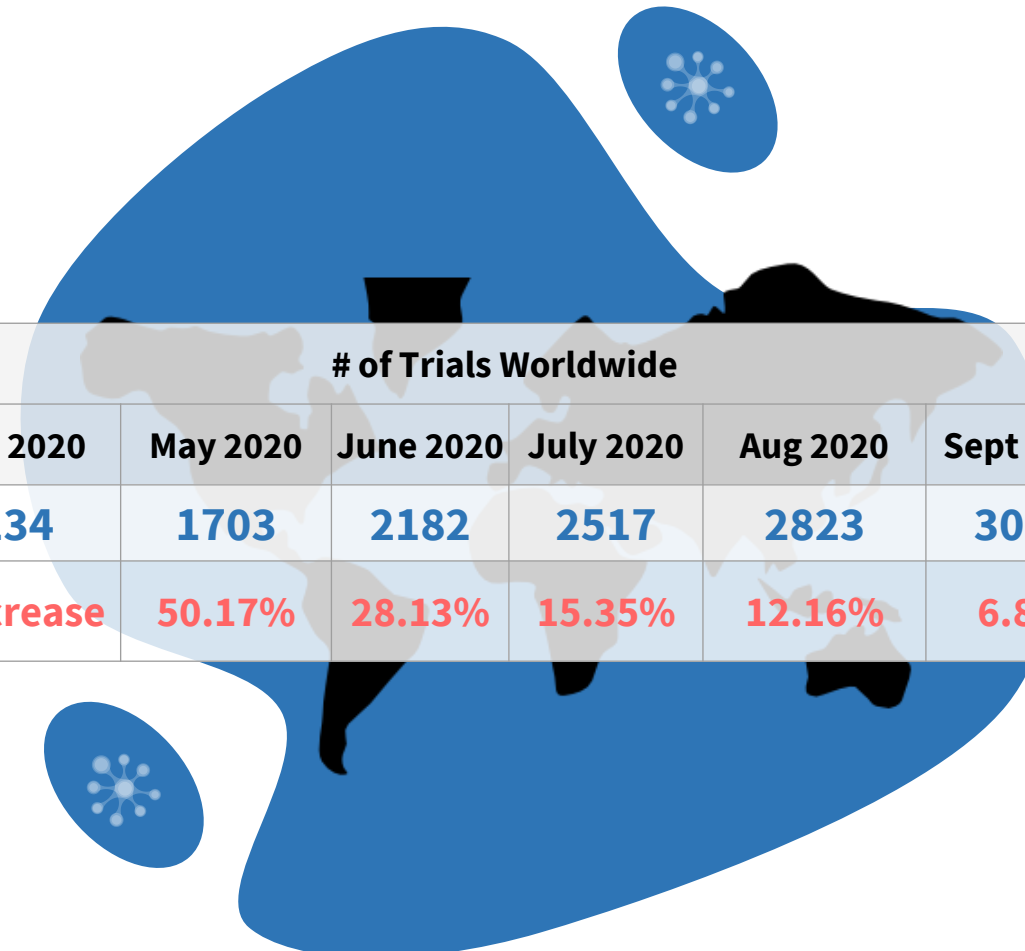
- All clinical trial data is taken directly from [clinicaltrials.gov](https://clinicaltrials.gov), a site managed by the National Institute of Health
- Each data point is hyperlinked directly to its Clinical Trial on [Clinicaltrials.gov](https://clinicaltrials.gov)
- Active Clinical Trials listed are those with the following parameters:
  - Listed as not yet recruiting
  - Recruiting
  - Enrolled by invitation
  - Active – not recruiting
- Total Clinical Trials listed as active worldwide may be different when adding up Clinical Trials by country, by sponsors/collaborators or by drug interventions. This is due to the fact that some trials are conducted across multiple countries and may involve multiple sponsors and or drug interventions.

Covid virus Clinical Trials update

# Covid-19 Clinical Trials Worldwide

## NOTE











Although there are 3015 Clinical Trials listed as active worldwide as of October 1st, 2020, those totals are different when adding up Clinical Trials by country. This is due to the fact that some trials are active in multiple countries.



# of Trials Worldwide					
April 2020	May 2020	June 2020	July 2020	Aug 2020	Sept 2020
<b>1134</b>	<b>1703</b>	<b>2182</b>	<b>2517</b>	<b>2823</b>	<b>3015</b>
<b>% increase</b>	<b>50.17%</b>	<b>28.13%</b>	<b>15.35%</b>	<b>12.16%</b>	<b>6.8%</b>

## Covid-19 Clinical Trials from around the world

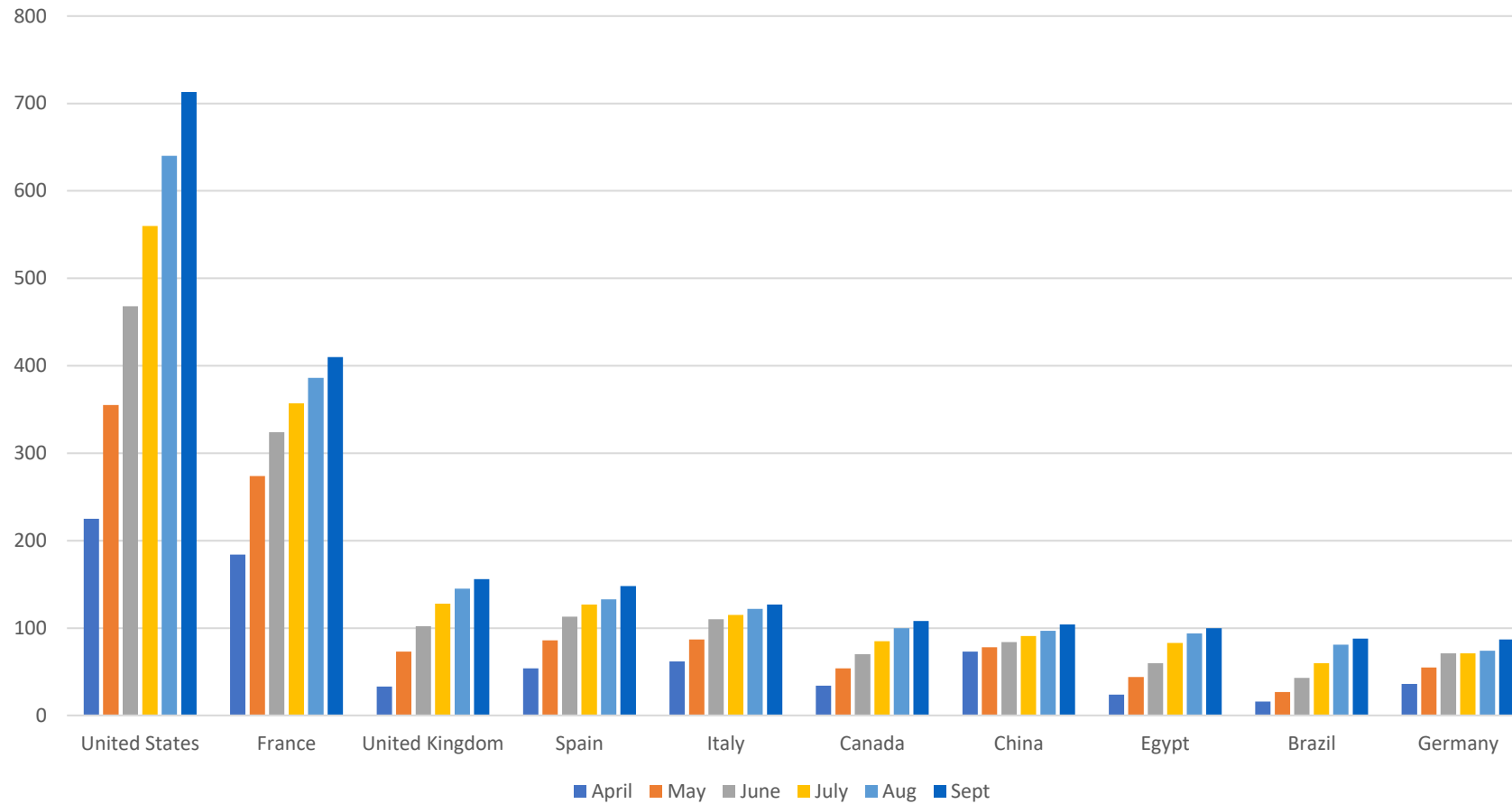
# TRIALS BY TOP 10 COUNTRIES

	Country	April	May	June	July	Aug	Sept	% increase from Aug
	<a href="#">United States</a>	225	355	468	560	640	713	11.41%
	<a href="#">France</a>	184	274	324	357	386	410	6.22%
	<a href="#">United Kingdom</a>	33	73	102	128	145	156	7.59%
	<a href="#">Spain</a>	54	86	113	127	133	148	11.28%
	<a href="#">Italy</a>	62	87	110	115	122	127	4.10%
	<a href="#">Canada</a>	34	54	70	85	100	108	8.00%
	<a href="#">China</a>	73	78	84	91	97	104	7.22%
	<a href="#">Egypt</a>	24	44	60	83	94	100	6.38%
	<a href="#">Brazil</a>	16	27	43	60	81	88	8.64%
	<a href="#">Germany</a>	36	55	71	71	74	87	17.57%

Although there are 3015 Clinical Trials listed as active worldwide as of Oct 1st, 2020, those totals are different when adding up Clinical Trials by country. This is due to the fact that some trials are active in multiple countries.

## Covid-19 Clinical Trials from around the world

# TRIALS BY TOP 10 COUNTRIES



Although there are 3015 Clinical Trials listed as active worldwide as of Oct 1st, 2020, those totals are different when adding up Clinical Trials by country. This is due to the fact that some trials are active in multiple countries.

## Covid-19 Clinical Trials from around the world

### TRIALS BY TOP 12 PHARMA SPONSORS/COLLABORATORS



Sponsor/Collaborator	# of Trials
<a href="#">AstraZeneca</a>	9
<a href="#">Novartis</a>	9
<a href="#">Institut Pasteur</a>	8
<a href="#">Pfizer</a>	7
<a href="#">Azidus Brasil</a>	6
<a href="#">CanSino Biologics Inc.</a>	6
<a href="#">Eli Lilly and Company</a>	5
<a href="#">Genentech, Inc.</a>	5
<a href="#">Gilead Sciences</a>	5
<a href="#">Grifols Therapeutics LLC</a>	5
<a href="#">Novartis Pharmaceuticals</a>	5
<a href="#">Sanofi</a>	5

Although there are 3015 Clinical Trials listed as active worldwide as of Oct 1st, 2020, those totals are different when adding up Clinical Trials by sponsors/collaborators. This is due to the fact that some sponsors/collaborators are involved in multiple trials and there can be multiple sponsors/collaborators per trial.

## Covid-19 Clinical Trials from around the world

### TRIALS BY TOP 10 UNIVERSITY SPONSORS/COLLABORATORS



Sponsor/Collaborator	# of Trials
<a href="#">Assiut University</a>	32
<a href="#">Stanford University</a>	22
<a href="#">Cairo University</a>	20
<a href="#">Columbia University</a>	19
<a href="#">Johns Hopkins University</a>	19
<a href="#">Tanta University</a>	18
<a href="#">Ain Shams University</a>	16
<a href="#">Duke University</a>	15
<a href="#">University of Colorado, Denver</a>	15
<a href="#">University of Oxford</a>	15

Although there are 3015 Clinical Trials listed as active worldwide as of Oct 1st, 2020, those totals are different when adding up Clinical Trials by sponsors/collaborators. This is due to the fact that some sponsors/collaborators are involved in multiple trials and there can be multiple sponsors/collaborators per trial.

## Covid-19 Clinical Trials from around the world

### TRIALS BY TOP 10 HEALTH, RESEARCH SPONSORS/COLLABORATORS



Sponsor/Collaborator	# of Trials
<a href="#">Assistance Publique - Hôpitaux de Paris</a>	66
<a href="#">University Hospital, Strasbourg, France</a>	29
<a href="#">Hospices Civils de Lyon</a>	23
<a href="#">University Hospital, Lille</a>	22
<a href="#">University Hospital, Montpellier</a>	22
<a href="#">University Health Network, Toronto</a>	18
<a href="#">University Hospital, Toulouse</a>	18
<a href="#">Brigham and Women's Hospital</a>	16
<a href="#">Centre Hospitalier Universitaire de Nice</a>	16
<a href="#">Massachusetts General Hospital</a>	15

Although there are 3015 Clinical Trials listed as active worldwide as of Oct 1st, 2020, those totals are different when adding up Clinical Trials by sponsors/collaborators. This is due to the fact that some sponsors/collaborators are involved in multiple trials and there can be multiple sponsors/collaborators per trial.



## Covid-19 Clinical Trials from around the world

### TRIALS BY TOP 10 DRUG INTERVENTIONS



Drug Interventions	# of Trials
<a href="#">Anti-Infective Agents</a>	308
<a href="#">Antibodies</a>	223
<a href="#">Immunoglobulins</a>	223
<a href="#">Antirheumatic Agents</a>	221
<a href="#">Antiparasitic Agents</a>	202
<a href="#">Hydroxychloroquine</a>	169
<a href="#">Antimalarials</a>	163
<a href="#">Antiprotozoal Agents</a>	161
<a href="#">Immunologic Factors</a>	159
<a href="#">Antiviral Agents</a>	151

Although there are 3015 Clinical Trials listed as active worldwide as of Oct 1st, 2020, those totals are different when adding up the Drug Interventions used within each Clinical Trial. This is due to the fact that there can be multiple drug interventions listed across multiple trials.



# COVID-19 CORONAVIRUS CLINICAL TRIALS FROM AROUND THE WORLD



ClinicalTrials.gov is a Web-based resource that provides patients, their family members, health care professionals, researchers, and the public with easy access to information on publicly and privately supported clinical studies on a wide range of diseases and conditions. The Web site is maintained by the [National Library of Medicine](#) (NLM) at the [National Institutes of Health](#) (NIH). Information on ClinicalTrials.gov is provided and updated by the sponsor or principal investigator of the clinical study.

<https://clinicaltrials.gov/>



McDougal Scientific is a Clinical Research Organization with over 35 years of experience specializing in clinical statistical analysis services, top-tier data management, reporting and clinical trial design.

A highly reputed firm in multiple therapeutic areas and indications supporting clinical trials from Phase I to Phase IV. The high repeat and referral client rate is the best testimony to their proven, nimble approach.

[www.mcdougallscientific.com](http://www.mcdougallscientific.com)



With over 20 years of consistent and successful results, SPHARM has become one of the leading Drug Regulatory Advisory firms in Canada.

Drug companies from around the world count on SPHARM to help them navigate the drug (and other health products) review & approval process.

[www.spharm-inc.com](http://www.spharm-inc.com)